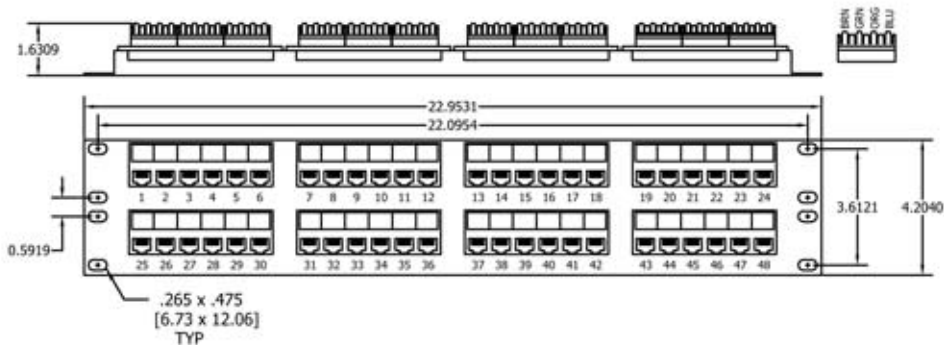
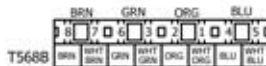
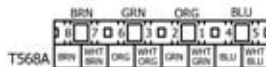


INCH [mm] DIMENSIONS (REF)



NOTES:

- > Exceeds category 5e requirements (tested to 350 MHz)
- > Identification strips
- > Wire management on rear of panel & e/w AT55CSB Cable Support Bars (not shown)
- > Printed Circuit board technology
- > WIRING: T568B & T568A (marked on I.D. strips)
- > 110 connector tool is required for termination.
- > Mounting screws, wire management, and tie wraps are included



ALLEN TEL PRODUCTS, INC.
30 TVS DRIVE • HENDERSON, NV • 89014

AT55A-PNL-48 / AT55B-PNL-48
PATCH PANEL

